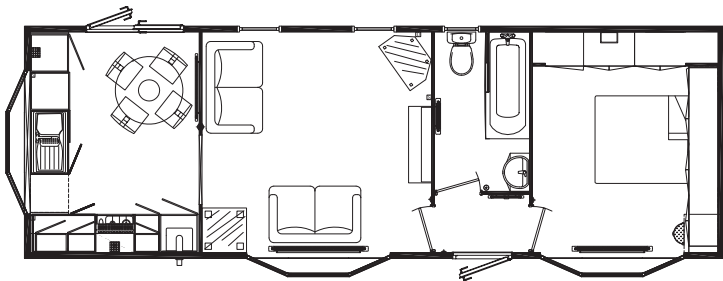


The Grampian Single

36'x12', 10.97m x 3.64m (1 double bedroom)

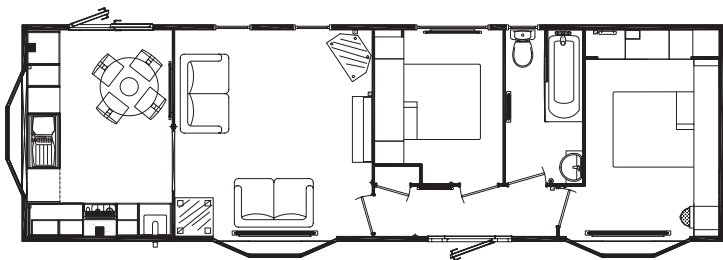
	Length	Width
	m (ft)	m (ft)
Lounge	3.6 (11'9")	3.5 (11'4")
Kitchen/Diner	2.6 (8'8")	3.5 (11'4")
Bathroom	1.5 (4'10")	2.5 (8'2")
Bedroom	2.9 (9'6")	3.5 (11'4")



The Grampian Single

42'x13', 12.802m x 3.95m (2 double bedrooms)

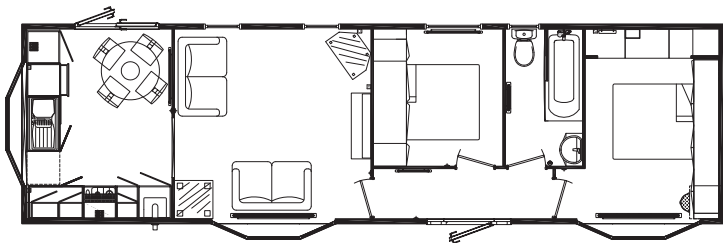
	Length	Width
	m (ft)	m (ft)
Lounge	3.6 (11'11")	3.8 (12'4")
Kitchen/Diner	2.6 (8'6")	3.8 (12'4")
Bathroom	1.4 (4'7")	2.8 (9'2")
Bedroom 1	2.4 (7'11")	3.8 (12'4")
Bedroom 2	2.3 (7'8")	2.8 (9'2")



The Grampian Single

42'x12', 12.80m x 3.64m (2 double bedrooms)

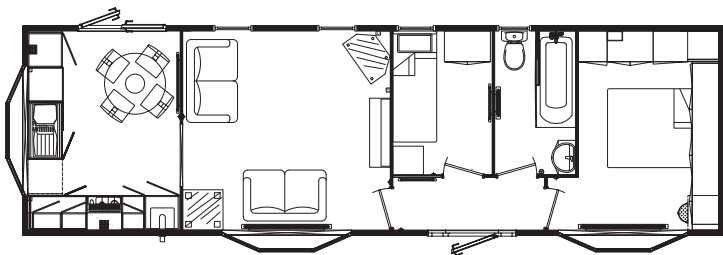
	Length	Width
	m (ft)	m (ft)
Lounge	3.6 (11'9")	3.5 (11'4")
Kitchen/Diner	2.6 (8'8")	3.5 (11'4")
Bathroom	1.4 (4'7")	2.5 (8'2")
Bedroom 1	2.4 (7'11")	3.5 (11'4")
Bedroom 2	2.4 (7'8")	2.5 (8'2")



The Grampian Single

40'x12', 12.192m x 3.64m (1 double bedroom, 1 single bedroom)

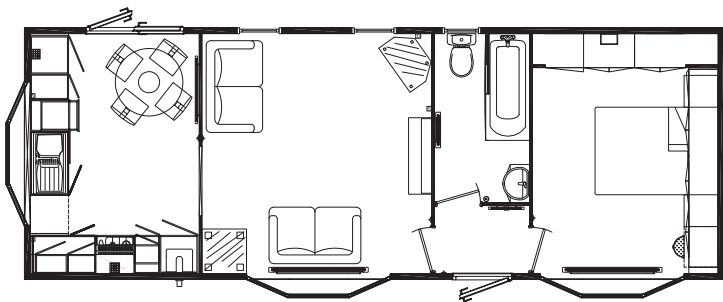
	Length	Width
	m (ft)	m (ft)
Lounge	3.6 (11'10")	3.5 (11'4")
Kitchen/Diner	2.6 (8'8")	3.5 (11'4")
Bathroom	1.4 (4'7")	2.5 (8'2")
Bedroom 1	2.4 (7'11")	3.5 (11'4")
Bedroom 2	1.7 (5'7")	2.5 (8'2")



The Grampian Single

36'x13', 10.97m x 3.95m (1 double bedroom)

	Length	Width
	m (ft)	m (ft)
Lounge	3.6 (11'9")	3.8 (12'4")
Kitchen/Diner	2.6 (8'8")	3.8 (12'4")
Bathroom	1.5 (4'10")	2.7 (8'8")
Bedroom	2.9 (9'6")	3.8 (12'4")



The Grampian Single

45'x13', 13.72m x 3.95m (2 double bedrooms)

	Length m (ft)	Width m (ft)
Lounge	4.2 (13'9")	3.8 (12'4")
Kitchen/Diner	2.6 (8'8")	3.8 (12'4")
Bathroom	1.4 (4'7")	2.8 (9'2")
Bedroom 1	2.4 (8'0")	3.8 (12'4")
Bedroom 2	2.6 (8'8")	2.8 (9'2")

